

Seven Mountains EMS Council Inc.

Annual Report - Fiscal Year 2017-18

Board of Directors and Officers 2017-18

President - Gerard Banfill – Lock Haven EMS
Vice President - S. Scott Rhoat – Bellefonte EMS
Secretary/Treasurer – Joy Byler, Big Valley Ambulance

BOARD MEMBERS:

NAME	REPRESENTING	TERM ENDS
Matthew Abbey	Northumberland Fire QRS	October 2018
Chad Aucker	Central Susquehanna Regional 9-1-1 System	October 2019
Gerard Banfill	Lock Haven EMS	October 2018
Dayne Brophy	Bloomsburg Vol. Ambulance Assoc.	October 2019
Ed Burkland	Montour County EMA	October 2019
Joy Byler	Big Valley Ambulance Assoc.	October 2019
Mike Coldren	FAME EMS	October 2018
Robert Hare	Americus Hose Company	October 2019
J. David Jones	University Ambulance	October 2018
Sean Kleckner	Goodwill Hose Co. EMS	October 2019
Nick Klose	Evangelical Prehospital Services	October 2018
Romayne Naylor	American Red Cross	October 2018
Thomas Perrin	Union County West End Ambulance	October 2019
S. Scott Rhoat	Bellefonte EMS	October 2019
Derick Shambach	Snyder County EMA	October 2018
Patrick Shay	Port Royal EMS	October 2018
Allen Weaver	Juniata County EMA	October 2019
George Widger	Greater Columbia Medical Transport	October 2018

Financial Statement of income and expenses: (please list below)

8:32 AM
07/30/18
Accrual Basis

Seven Mountains EMS Council Profit & Loss 2017-18 Grant July 1, 2017 through July 27, 2018 Pre-Audit Financial Report

	Jul 1, '17 - Jul 27, 18	Budget	\$ Over Budget
Income			
0001 · Spring Conference	31,627.87	0.00	31,627.87
0010 · Council Operations - O			
00010 · DOH Contract - O	555,358.51	592,484.00	-37,125.49
00040 · County - O	1,868.00	0.00	1,868.00
0010 · Council Operations - O - Other	0.00	0.00	0.00
Total 0010 · Council Operations - O	557,226.51	592,484.00	-35,257.49
002 · Other Council Activities			
0007 · Service Equipment/Supplies	1,992.00	0.00	1,992.00
0010 · Interest	1,525.61	0.00	1,525.61
0011 · Misc	576.65	0.00	576.65
0012 · Institute Fee	1,000.00	0.00	1,000.00
0013 · Crs. Non-Funded	0.00	0.00	0.00
0014 · Other projects	2,591.00	0.00	2,591.00
Total 002 · Other Council Activities	7,685.26	0.00	7,685.26
003 · CTC Activity Income			
0019 · AHA Roster/Card Fee	49,567.00	0.00	49,567.00
0081 · AHA Texts	1,051.00	0.00	1,051.00
0082 · AED rental	180.00	0.00	180.00
0083 · Rental Fee	230.00	0.00	230.00
0084 · Misc-AHA	7.00	0.00	7.00
0085 · AHA Supplies	90.25	0.00	90.25
Total 003 · CTC Activity Income	51,125.25	0.00	51,125.25
Total Income	647,664.89	592,484.00	55,180.89
Gross Profit	647,664.89	592,484.00	55,180.89
Expense			
1001 · Conference	32,297.18	0.00	32,297.18
66900 · Reconciliation Discrepancies	0.00	0.00	0.00
S1000 · Non-DOH Expenses			
726 · Staff	669.04	0.00	669.04
901 · Service Supplies	1,992.00	0.00	1,992.00
904 · Financial Surcharge	100.83	0.00	100.83
906 · Misc. Expenses	58.80	0.00	58.80
917 · Institue Fee	400.00	0.00	400.00
919 · Other Projects	1,654.82	0.00	1,654.82
Total S1000 · Non-DOH Expenses	4,875.49	0.00	4,875.49
S1000 · Personnel Services - O			
10010 · Payroll - DOH - O	239,073.60	238,368.00	705.60
10030 · Fringe - DOH - O			
21600 · Council Tax - DOH - O	21,277.92	0.00	21,277.92
10030 · Fringe - DOH - O - Other	65,096.46	76,797.20	-11,700.74
Total 10030 · Fringe - DOH - O	86,374.38	76,797.20	9,577.18
S1000 · Personnel Services - O - Other	0.00	0.00	0.00
Total S1000 · Personnel Services - O	325,447.98	315,165.20	10,282.78

8:32 AM
07/30/18
Accrual Basis

**Seven Mountains EMS Council
Profit & Loss 2017-18 Grant
July 1, 2017 through July 27, 2018**

	Jul 1, '17 - Jul 27, 18	Budget	\$ Over Budget
S2000 · Subcontract Services - O			
2030 · Janitorial _O	730.00	875.00	-145.00
2050 · Regional Medical Director -O	5,600.00	5,600.00	0.00
4020 · Provider Equipment - O	67,168.65	67,237.13	-68.48
S2000 · Subcontract Services - O - Other	0.00	0.00	0.00
Total S2000 · Subcontract Services - O	73,498.65	73,712.13	-213.48
S4000 · Equipment - O			
4010 · Office Equipment - O	0.00	0.00	0.00
4030 · Training Equipment - O	0.00	0.00	0.00
4040 · Strike Teams - O	0.00	0.00	0.00
S4000 · Equipment - O - Other	0.00	0.00	0.00
Total S4000 · Equipment - O	0.00	0.00	0.00
S5000 · Supplies - O			
5010 · Training Supplies - O	0.00	0.00	0.00
5020 · Office Supplies - O	80,259.60	80,253.44	6.16
Total S5000 · Supplies - O	80,259.60	80,253.44	6.16
S6000 · Travel - O			
6010 · Mileage - O	10,910.89	10,937.23	-26.34
6020 · Lodging - O	3,472.32	3,350.00	122.32
6050 · Ground Transportation	0.00	0.00	0.00
6060 · Parking/Tolls	85.41	100.00	-14.59
6070 · Subsistence	1,103.66	1,500.00	-396.34
S6000 · Travel - O - Other	0.00	0.00	0.00
Total S6000 · Travel - O	15,572.28	15,887.23	-314.95
S7000 · Other Costs - O			
2010 · Legal - O	616.00	616.00	0.00
2020 · Accounting/Auditing - O	7,158.18	7,300.00	-141.82
4050 · Recruitment - O	1,379.88	1,900.00	-520.12
4060 · CISM Education - O	1,000.00	1,000.00	0.00
6040 · Meeting/Confer. Expenses - O	2,780.34	2,800.00	-19.66
7030 · Insurance - O	8,144.49	8,150.00	-5.51
7040 · Postage - O	2,749.62	3,000.00	-250.38
7050 · Printing/Photocopying - O	5,941.42	6,000.00	-58.58
7060 · Telephone - O	6,172.30	6,200.00	-27.70
7070 · Rent - O	45,790.40	45,800.00	-9.60
7080 · Public Information/Education-O	1,223.00	1,300.00	-77.00
7090 · Evaluation - O	8,364.58	9,000.00	-635.42
7100 · Special Courses - O	2,500.00	2,500.00	0.00
7180 · Information Technology - O	11,909.85	11,900.00	9.85
Total S7000 · Other Costs - O	105,730.06	107,466.00	-1,735.94
S900 · CTC Expenses			
903 · AHA Supplies	606.81	0.00	606.81
905 · AHA Texts	818.75	0.00	818.75
913 · Misc AHA	266.38	0.00	266.38
918 · AHA Cards	39,773.74	0.00	39,773.74

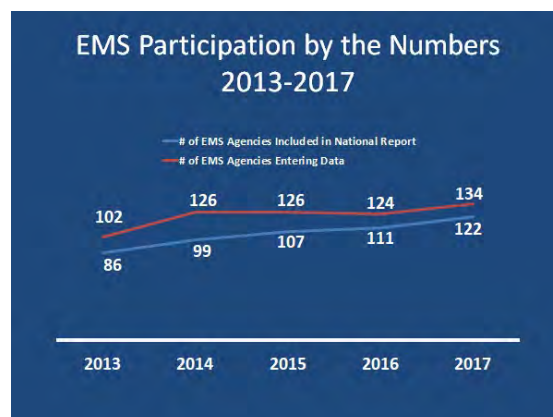
8:32 AM
07/30/18
Accrual Basis

Seven Mountains EMS Council
Profit & Loss 2017-18 Grant
July 1, 2017 through July 27, 2018

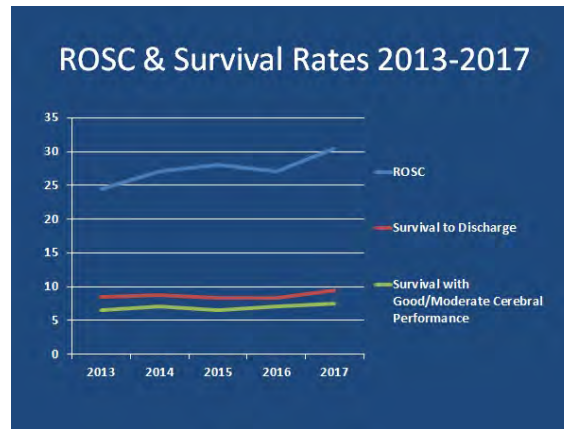
	Jul 1, '17 - Jul 27, 18	Budget	\$ Over Budget
925 · Shipping-AHA	70.93	0.00	70.93
Total S900 · CTC Expenses	41,536.61	0.00	41,536.61
Total Expense	679,217.85	592,484.00	86,733.85
Net Income	-31,552.96	0.00	-31,552.96

Regional Activities/ Organizational Management (please list below)

- Keeping with Council's ongoing efforts to recognize EMS practitioners, Staff attended the 9/11 memorial service at the Capitol and the "EMS Stars" dinner in Hershey.
- Council EMS Honor Guard presented the colors at the beginning of the PFESI dinner.
- Three staff members participated in the CLEAR training offered by the Bureau of EMS. All three successfully completed the training course.
- Council recognized a need for developmental training for EMS agency managers. Conducted a day long training in October (both weekday & weekend) for interested agency managers.
- Seven Mountains staff participated in one of the initial Active Shooter Rescue Team courses presented by the SouthCentral Mountains Task Force. Since then, Council has been providing support, instructional & equipment, to those programs.
- Council staff cooperated with a local school district in accomplishing a 'Prom Promise' conducted by SADD & attended by the senior high students.
- In cooperation with the SouthCentral Mountains Task Force & Southern Alleghenies EMS Council, staffed a hands-on booth concerning Stop the Bleed at the SouthCentral Mountains Task Force annual symposium in Altoona.
- Promoted the Naloxone administration program and supported the emergency declaration by providing information, fielding questions, and (especially in Clinton & Columbia Counties) participated in meetings to assist local law enforcement agencies in obtaining the EMS agency agreements needed to participate in the naloxone administration program.
- Council has been tasked with leading the statewide Cardiac Arrest Registry to Enhance Survival (CARES) efforts. Kimbra has been working hard to assure quality, reliable statistical data concerning cardiac arrest instances throughout the Commonwealth. Participation continues to increase with 122 PA EMS agencies being included in the 2017 CARES national report (134 entered some data but were unable to meet all validation thresholds to be included in the national report) and receiving feedback on agency outcomes.



I am happy to report that 2017 CARES data show that PA has experienced a fairly substantial increase in the number of patients experiencing 'return of spontaneous circulation' with a less substantial, but still an increase, in survival to discharge and survival with good/moderate cerebral performance.



Additional CARES program information included at the end of this report.

- Participated in the warm handoff seminars in Harrisburg & Williamsport as requested by BEMS.
- Due to a perceived need within the Region, Seven Mountains maintains an accredited American Heart Association Training Institute. We promote and support community CPR & first aid training within the institute and issued 839 Healthcare Provider course completion certificates during the 2018-19 grant period.
- Council participated in a bulk purchase of "active threat" EMS supplies with Eastern & Northeastern PA EMS during the 2016-17 grant. Been working on finalizing our Active Threat supply program and distribution of the supplies "Kits" during the 2017-18 grant.
- Assisted the Bureau of EMS with the annual PA Farm Show. Assisted in coordinating and delivering a fairly successful EMS Public Education & Information campaign concerning Hands Only CPR & tourniquet usage.
- Council has strived to make sure regional EMS agencies are able to meeting changing licensure requirements. With the new requirement for safe pediatric transport devices, Council worked with the regional EMS agencies to assure that this new requirement wouldn't negatively impact their license. We purchased & distributed 60 units throughout the region (to agencies identifying the need) and assisted other regional EMS agencies in obtaining the devices – agency didn't respond to our request and missed out on our funding opportunity.
- Council has been funding Regional Projects using available Provider Equipment funding for several years now. A majority of the 2017-18 funding was used to support all regional EMS agencies by continuing to offer basic PCR access through EMSCharts to any

agency interested in participating; continuing to offer one CO monitor per licensed vehicle for agency use as they see most appropriate (most put them on their first-in bags); and providing a company Infection Control Officer training program.

- Council recognized the benefits of the “Stop the Bleed” program in training first-on-the-scene public & saving lives during MCI events. We have purchased equipment/supplies for regional use in presenting those programs and have offered several Con-Ed courses to introduce the program within the Region. Currently Council has conducted 5 courses (including introduction of the program into the public school system); provided equipment support for an additional 4 courses (65 students) and assisted at least 3 regional EMS agencies in promoting the program within their primary area.
- Continuing our effort to provide regional EMS responders with quality, hands-on training to include, as much as possible, new techniques and devices along with national level speakers and critical thinking of EMS issues/situations; we conducted the 2018 Spring Conference held at Toftrees Resort in State College. Steve Berry was our Keynote speaker with 141 individuals participating over the three day period. Both ABLS & ITLS provider courses were offered during the conference.
- Working off the BEMS priority for EMS Safety, Council coordinated the offering of four Traffic Incident Management System (TIMS) courses within the Region.
- Council, in cooperation with LTS, maintains an active CISM team to assist, as requested, throughout the Region and/or Commonwealth. The team, comprised of 38 members - representing EMS, fire, police, dispatch, Coroner, clergy, and mental health - lead by a licensed psychologist, responded to 14 CISM requests during grant year 2017-18.
- In an effort to promote High-Quality (Pit Crew) CPR and enhanced cardiac arrest survival, Council participates on the Centre County Chapter of the Sudden Cardiac Arrest Foundation. Staff attended their meetings and participated in two “Celebration of Life” events conducted by the chapter.
- Council’s education coordinator has continued to participate in the Bureau/DOH registry development and roll-out process and has kept staff apprised of changes.
- As part of Council’s outreach, participated in a Coroner continuing education session presented in Juniata County where staff lectured on infection control measures for county coroners.
- In cooperation with BEMS and the PA EMS for Children committee, staff participated in the Pediatric Safe Transport train-the-trainer program and has since conducted a Pediatric Safe Transport course in Union County.

(if you don't have answers to questions below please fill in 0)

Medical Direction

32 Medical Command Physicians were registered.

0 ALS providers were credentialed (paperwork submitted to office).

5 Medical Command facilities were renewed.

- | | |
|-------------------------|------------------------|
| - Berwick Hospital | - Evangelical Hospital |
| - Geisinger – Lewistown | - Geisinger – Danville |
| - UPMC - Sunbury | |

There are 9 medical command facilities in the region.

- | | |
|-------------------------|--------------------------------|
| - Berwick Hospital | - Geisinger – Shamokin |
| - Bloomsburg Hospital | - Mount Nittany Medical Center |
| - Evangelical Hospital | - UPMC – Lock Haven |
| - Geisinger – Danville | - UPMC – Sunbury |
| - Geisinger - Lewistown | |

There are 1 PA DOH accredited primary stroke centers in the region.

- Geisinger Medical Center - Danville

The regional Medical Advisory Committee met 4 times.

Systems Operations

	<i>Initial</i>		<i>Renewal</i>		<i>New</i>
	<i>Service</i>	<i>Vehicle</i>	<i>Service</i>	<i>Vehicle</i>	<i>Vehicle</i>
ALS	1	2	9	29	9
BLS	0	0	3	10	12
QRS	3	3	10	14	2
AIR*	0	0	0	0	2 – aircraft

*One air EMS Agency within Region. Total of nine (9) aircraft licensed.

41 licensure applications were processed.

88 total EMS agencies in the region - 52 licensed EMS agencies, 36 QRS agencies. Please list other services that you may have in your region. Ex. Water rescue.....

3 – Swift Water Rescue agencies

Total number of personnel (QRS, vehicle rescue, water) is 000 with 52 vehicles recognized.

Staff conducted 1 unannounced agency inspections. Result: 17 vehicles found in compliance.

0 new vehicle rescue service

0 water rescue renewal

3 new water rescue services

Practitioner Services

	<i>Certified This Year</i>	<i>Total In Region</i>
EMR	13	178
EMT	133	1375
Advanced EMT	03	006
Paramedic	143	241
Pre Hospital RN's	03	040
Pre Hospital Physicians	00	008
Pre Hospital Physicians Extender	01	002
EMS-Instructor	18	061
EMSVO*	47	047

(note: EMS instructors are dual certified)

*(*EMSVO denotes sole certification)*

250 photos and signatures were taken and placed on certification cards.

000 EMS providers requested re-registration packets; 00 achieved re-certification, 00 are still in the process of completing requirements

000 reciprocity packets were requested; 00 providers became PA certified (00 EMT and 00 Paramedic).

000 criminal history/driver's license suspensions investigated.

There were 13 student (candidate) investigations/complaints and 5 EMS provider investigations/complaints in the 2017-18 grant period.

Management Systems

There were over 91,838 Patient Care Reports generated in the region and processed at region.

Most Common Medical Categories (as seen by EMS [excluding not applicable/not available/transfers]):

(please use your regions most common, these are just examples)

- 1) Sick person 12.4%
- 2) Breathing Problems 8.9%
- 3) Fall Victim .5%
- 4) Traumatic Injury 3.3%
- 5) Chest Pain 5.6%
- 6) Traffic Accident 5%
- 7) Unconscious/Fainting 3.7%

- | | |
|------------------------|------|
| 8) Abdominal Pain | 3.7% |
| 9) Psychiatric Problem | 2.5% |
| 10) Stroke/CVA | 2.1% |

Busiest time of the day for EMS calls is between 1400 and 1500 with 5559. That is followed by 1300-1400, 1000-1100, 1100-1200 and 1200-1300.

Busiest day of the week is Friday, followed by Saturday.

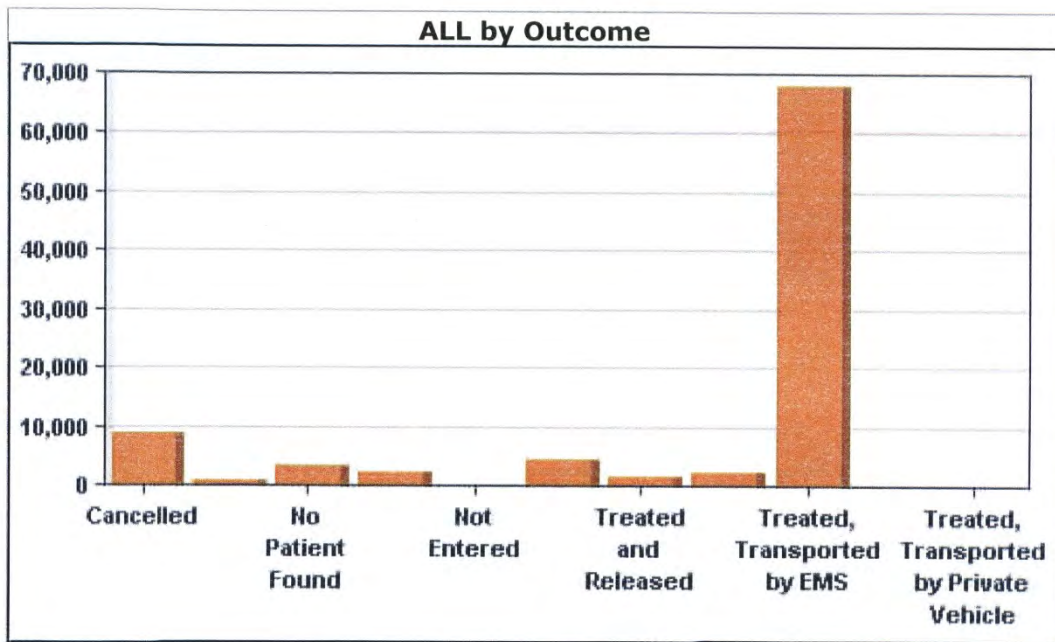
73.9% of calls are treated, transported by EMS. Nearly 2.5% of the patients seen (according to PCRs) require no treatment. 5.1% of the patients (again, according to PCRs) refuse care.

Criteria

Date From: 07/01/2017

Date To: 06/30/2018

ALL by Outcome

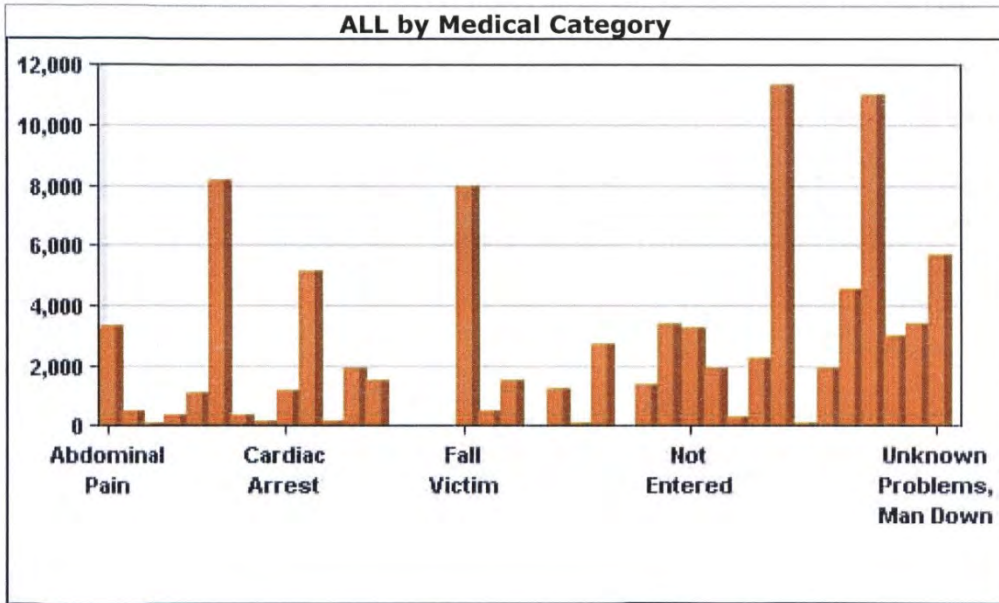


Criteria

Date From: 07/01/2017

Date To: 06/30/2018

ALL by Medical Category

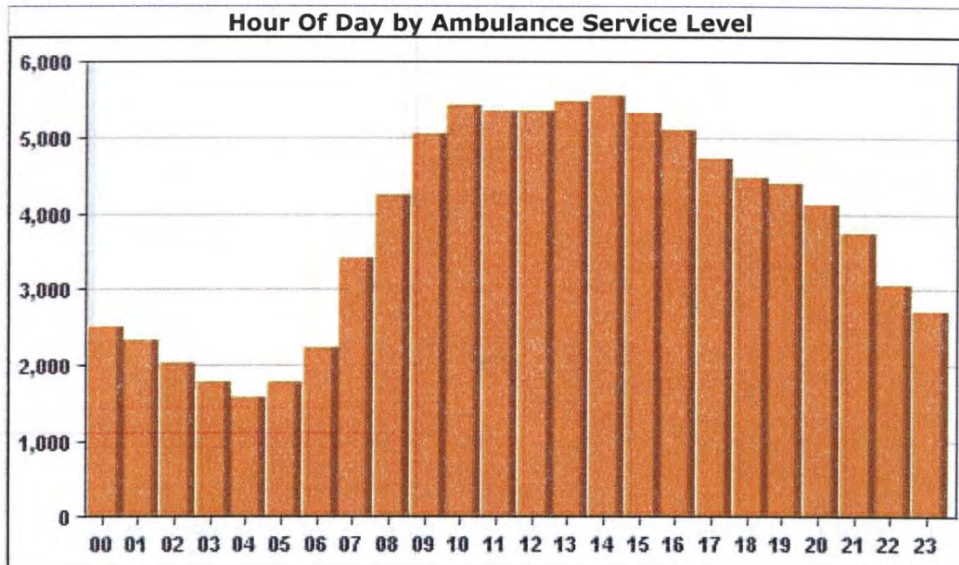


Criteria

Date From: 07/01/2017

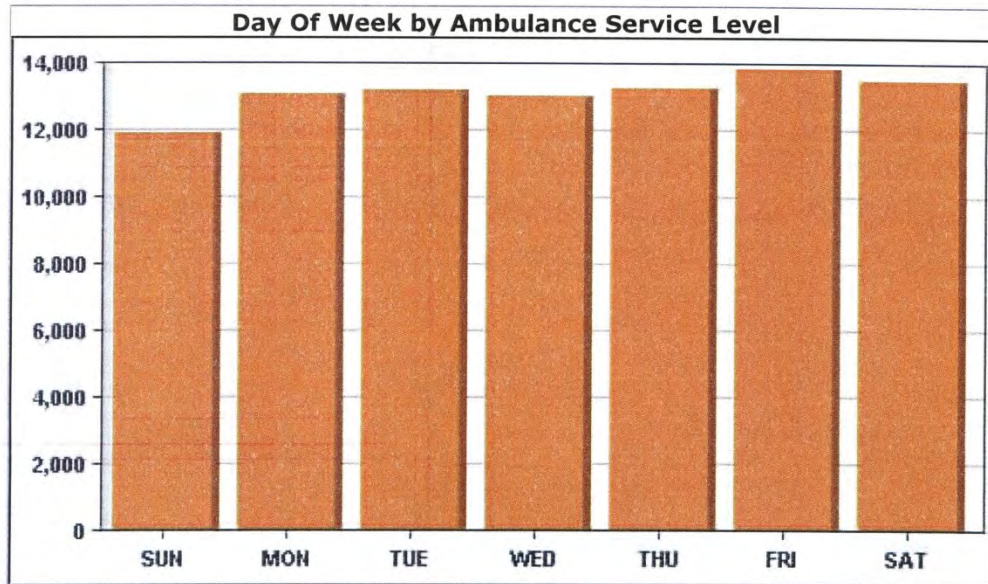
Date To: 06/30/2018

Hour Of Day by Ambulance Service Level



Criteria

Date From: 07/01/2017
Date To: 06/30/2018
Day Of Week by Ambulance Service Level



14744 of patient destination basis is by patient choice. 25780 of the time it is based on closest facility and 3285 of patients are transported to a destination based on patient's physician choice. 7149 of the patients are transported to specialty resource centers.

Staff participated in 00 PCR vendor roll-outs.

00 EMS agencies received 2016 American Heart Association Mission: Lifeline EMS Performance Achievement Awards. 2 EMS agencies (Danville & Americus) received the 2017 award.

Though poorly represented through the AHA Mission Lifeline program, I am proud to report that we were 100% compliant in reporting within Cardiac Arrest Registry to Enhance Survival (CARES) which is a Bureau supported and ALS Protocol referenced quality assurance measure for prehospital cardiac arrest benchmarking and program enhancement. 411 prehospital cardiac arrest events were reported for 2017.

Education

02 EMR programs ran in the region

17 EMT programs ran in the region (please list all counties in region and how many per county)

Centre	7	Mifflin	1	Columbia	1	Union	3
Clinton	1	Montour	0	Snyder	0		
Juniata	1	Northumberland	3				

0 AEMT programs ran in the region

0 Paramedic programs ran in the region

1 EMS-Instructor classes were held

6 Basic Vehicle Rescue classes and 0 Special Vehicle Rescue classes were held

5 CPR classes at our office for healthcare providers.

Hosted an EMS Instructor program attracting 13 students.

00 PHRN applications received; 00 successful completions of the PHRN – BLS psychomotor exam; 00 successful completions of the PHRN – ALS cognitive exam. 0 paramedics were upgraded to PHRN.

Conducted 10 BLS psychomotor examinations (327 candidates tested) and 0 ALS psychomotor examinations.

Conducted 17 first class visits.

00 educational institute was re-accredited this year.

Continuing Education

701 Con-Ed courses were registered in the region with 00000 students enrolled.

Con-ed classes by county

Centre	194	Juniata	22	Northumberland	77
Clinton	24	Mifflin	91	Snyder	17
Columbia	34	Montour	94	Union	148

287 Con-Ed by endorsement applications were processed.

25 continuing education sponsors were re-accredited. There are 80 sponsors in the region. Region approved 3 new sponsors.

Region approved 83 new continuing education course applications.

Region conducted 0 continuing education sponsor workshops and one Con-Ed Sponsor inspection.

000 patient actors/EMT assistants participated in NREMT psychomotor exams and received continuing education endorsement for their participation.

Regional staff participated in Train the Trainer programs for 'Stop the Bleed', "Traffic Incident Management System (TIMs), and 'Pediatric Safe Transport' along with coordinating and overseeing the 2018 annual spring conference held in State College, PA.

Top fifteen continuing education sponsors by volume:

1. Evangelical Community Hospital
2. Centre LifeLink EMS
3. Life Fight Services GMC
4. Mount Nittany Medical Center
5. Fame EMS
6. Americus Hose Company
7. Seven Mountains EMS Council
8. Sergeant Rescue & Training
9. Veronica Irvine
10. Elysburg Fire & Ambulance
11. Geisinger Hospital - Lewistown
12. McVeytown EMS
13. Richard Sheesley
14. Trevorton Community Ambulance Association
15. Halligan Training LLC

Top ten continuing education classes offered:

1. ACLS Update
2. PALS Update
3. EVDT
4. Geisinger Life Flight – Drug of the Month
5. HMOR
6. Grand Rounds 1 hour
7. STABLE
8. SAFE Backing Practices
9. STOP the Bleed
10. EZ EVOC for EMS

Continuous Quality Improvement

6 complaints received at Region and investigated – total of 9 complaints received.

45 Fatal Accident Reports were researched.

3 accidents involving ambulances/EMS personnel were reported in the region.

The regional QI committee met 4 times.

WMD/Emergency Preparedness Activities

20+ Task Force Meetings were held; 1 Table Top Exercise was conducted; and 0 Full Scale Field Exercises were completed.

One of the mandated responsibilities of the Regional EMS Councils is to assist Federal, State or local agencies, upon request, in the provision of onsite mitigation, technical assistance, and situation assessment, coordination of functions or post-incident evaluations in the event of a potential or actual disaster, mass casualty situation or other substantial threat to public health. As part of its fulfillment of these tasks, our personnel participated in the following meetings, exercises, events and real time disasters:

- Preparation for the 2017 Bloomsburg Fair – Special Events Plan & Unmet Needs Request Fulfillment
- Participated in the 2017 Governor’s Emergency Preparedness Conference in Hershey
- Participated in October 2017, SCMTF EMS Sub-committee MCI response table top exercise
- University Park Airport Drill – provided moulage & EMS oversight
- Juniata County Heritage Days – provided Kubota as an unmet need
- Union County Fair – provided Kubota as an unmet need
- August 3-4. Deployed with Keystone IMT to Bedford County for train derailment

CARES

- Audited more than 7,000 cardiac arrest records entered to CARES for 2017.
- Generated and distributed 2017 annual reports for 122 EMS agencies. This represents a net increase of 11 agencies.
- Processed CARES set-up forms and on boarded 17 new EMS agencies.
- Re-engaged 34 EMS agencies to enter data for 2018, with 17 successfully completing participation for 2017.
- Implemented a new strategy to minimize outcome reporting burden for high volume hospitals and reduce the overall number of lost-to-follow-up cases. An application requesting Pennsylvania death data was submitted and approved. Access to the death data allowed us to achieve the target for incomplete outcomes two weeks earlier than the previous year.
- Established liaisons in regional EMS councils and PEHSC to advocate for CARES participation.
- Conducted 6 outreach presentations for EMS agency managers, medical directors, regional council staff, and/or EMS conference participants.